

PAUL JOYNSON-HICKS MBE  
FINE ART WILDLIFE PHOTOGRAPHER



ORIGINAL PRINT AND CANVAS IDEAS

A handwritten signature in the bottom right corner, appearing to read "Paul Johnson-Hicks".

## ABOUT PAUL

Paul is an award-winning, professional wildlife photographer living and working in Africa. He was born and brought up in the UK. After studying photography in London and working there for a few years, he moved to Uganda where he published his first coffee table photography book. Subsequently he moved to Tanzania where he has had another photography book published.

Living and working in Africa has led to a passionate understanding and appreciation for conservation and wildlife and he has had two more wildlife photography books published. His passion for conservation also led him to start the Comedy Wildlife Photography Awards, now one of the world's most publicised photography competitions with its aim to promote the awareness of conservation issues around the world with a fun and humorous message.

As a wildlife photographer in this day and age, he pays the rent by taking wonderful people on safari and coaching people in wildlife photography, so do feel free to ping him an email to book him on your adventure. The other aspect of wildlife photography is of course, selling prints, so here we are!



Apart from his wildlife photography and conservation work Paul is a passionate sportsman and plays most sports, albeit not very well! But he hugely enjoys trying to explain the rules of cricket to anyone who will listen. Over the last 25 years he has also set up various social enterprises; from working with street children to running a social business enabling men and women with disabilities to create artwork from scrap metal. For these projects and others, Paul was awarded an MBE by Prince Charles at an event in Dar es salaam.

He lives and works in Arusha, northern Tanzania with The Pooch (his beloved) two young lads and a menagerie of hounds, cats and chickens, not to mention the cheeky thieving Sykes monkeys.

Paul has also presented a wildlife TV series which was shown on YouTube. They are really funny, informative and stunning short 10 minute episodes about the Serengeti under Lockdown.

To find them search "Serengeti Safari One Day at a Time" on YouTube.

[info@pauljhicks.com](mailto:info@pauljhicks.com)



# CONTENTS

Black and White Wildlife Photography	1
Colour Wildlife Photography	18
Landscape Photography	27
The Bear	35
How to order, prices and sizes	36





### **Bull and a Zebra**

A very relaxed bull elephant wandering around the kopjes of the northern Serengeti National Park. I have always found photographing elephants difficult as you have to get so low to be able to get a sense of their size and magnificence. Here I was on my tummy in the grass, such an awesome feeling..

**Image Code: 001/2020**



### **Mama and her curious kids**

We came across this female elephant and her off-spring in the central part of the Serengeti, a few times over a ten day shoot, this year during lockdown. She is very recognisable with her one straight tusk. Her kids were very curious and she was just checking us out, making sure we knew who was boss. We did, we do. I love the dynamic angle and the different expressions in their faces.

**Image Code: 002/2020**



### **Two Great Beasts**

Amboseli National Park in Kenya is that place where you can see the awesome Mount Kilimanjaro (which is actually in Tanzania, peak is at 19,340ft) and photograph a great bull elephant in front of it. Of course, you have to get lucky and actually have no clouds covering the mountain and an elephant walking in front of it. I was lucky.



### Facetime

I feel different things when I look at this wonderful bull elephant which I photographed in the Okavango Delta in Botswana (a 'must go to place' btw). Part of me feels a little intimidated by his size and stature; part of me is in wonder at his beauty and nonchalance. His ears are spread wide, not through a display of aggression, but because he was hot and was fanning himself. *Cool fact: Elephants have enormous blood vessels in their ears which are very close to the surface. When their ears flap, that blood gets cooled very quickly which in turn cools down the blood throughout their bodies. Isn't nature amazing!*

**Image Code: 004/2020**



### **A leap of faith**

Pretty much every time a wildebeest does anything, it is with great faith! Not possessed of the greatest brains and yet one of the most successful species on the African plains, life can be tricky for them. Every year they migrate around the Serengeti eco-system. This young wildebeest was leaping over a small stream. He made it! I photographed him in the Maasai Mara Game Reserve in Kenya, which is part of the Serengeti eco-system.

**Image Code: 005/2020**





### Chaos at the Crossing

Every year, roughly from the end of July through to October, the entire migration crosses the great Mara River. This is an amazing spectacle really worth seeing (come with me!). Here you can see some of the chaos as thousands of wildebeest congregate on the banks of the Mara River about to cross. I like to feel that you can sense the dust, the chaos and the uncertainty they are feeling, but then they are wildebeest so they probably don't feel anything, who knows?

**Image Code: 006/2020**



### **Knobbly Head Grandeur**

So often, as a wildlife photographer, I find myself photographing the big stuff; you know, the lions, the elephants, the migration. But here I was able to find a really expressive image of a giraffe, which I am so excited about. By bleaching out a little of the background, the black and white really focuses you on his face. He's a male Maasai giraffe, photographed in the South Luangwa Valley National Park in Zambia (a really awesome safari experience). *Cool Fact: the two protrusions on his head are called ossicones, and they are made of ossified cartilage rather than living bone and are covered in hair and skin as opposed to keratin, so cool. The male's hair has worn off and the females have hair covering theirs.*

**Image Code: 007/2020**



**It must be love.**

We came across these two mating lions in the Maasai Mara in Kenya and I was able to grab a quick shot as she came up to him and nudged him 'affectionately'. Obviously we all love to anthropomorphise wildlife behaviour, and I couldn't help but chuckle as I saw his slightly alarmed expression. "Not again darling?" Lions can mate for up to 4 days, even more sometimes and when they start they copulate every 15 minutes or so (these facts vary massively) but it's still a huge workload...

**Image Code: 008/2020**



### **Wind in the Mane**

I love photographing big, impressive male lions. This male, in the Serengeti, was looking away perhaps to his pride, with the wind in his mane. But I was the invisible observer and I love that. He is properly beautiful.

**Image Code: 009/2020**



### **The Eyes Have It**

We were driving in the Okavango Delta, Botswana, during the dry season and came round the corner and there was this chap quietly waking up in the early morning, doing some feline grooming. Just like your cat does at home, but a teechy bit bigger. He was totally relaxed, but the look he gave me when I was photographing him was outstanding. There is an intrinsic knowledge that he is top of the food chain, and I feel that power through his eyes.

**Image Code: 010/2020**



### **Once Upon a Termite Mound**

This lovely male lion was wandering through the grass on a stormy afternoon in the Seronera area of the Serengeti. I was willing him up onto a termite mound as 'lion walks through grass' is a tricky image to capture. He did as I willed and he looks truly majestic. I really love this image, again, he is looking away, so we are detached viewers into his world.

**Image Code: 011/2020**



### **Zebra Mystery**

This is one of my favourite images. I was recently in the southern Serengeti filming a series on YouTube during the global lockdown. It was late morning, not a lot going on and I saw this zebra standing on the right. Looking very relaxed, so I popped down into the grass, focused on his head with a wide open aperture of f4 (for the camera nerds) and the grasses between us blurred and the image popped out. The black and white conversion I feel truly enhances the mystery I feel about this image, and best of all, it's with a zebra, which is a much under photographed creature.

**Image Code: 012/2020**



### **The Stare**

I always find it amazing that these stunning creatures can be so apparently oblivious of us. I photographed this male lion at a place called 'Vilima Saba' which means the 'Seven Small Hills' in the central part of the Serengeti. He took no notice of me and my guests and we snapped away at him. He was also slightly elevated on a mound which gave us this lovely perspective.

**Image Code: 0013/2020**





### **Aerial Flamingos**

Lake Manyara in Tanzania is well known for being a great feeding place for flamingos. I was lucky enough to fly over them on my way to a lodge in the Serengeti. The view of them flying from above is so graphic.

I love it!

**Image Code: 014/2020**



### **Emptiness**

When i took this photograph i knew exactly what i wanted to achieve, and this cheetah on a termite mound in the central Serengeti, immediately spoke to me of the vastness of the Serengeti. I found that the black and white conversion enhanced that feeling.

**Image Code: 015/2020**



### **Patches in the Bushes**

This is a recent image from this year, again while we are filming our YouTube series on the Serengeti. A young female leopard had hunted a wildebeest, which in itself was very impressive, as she isn't the largest leopard out there. We had found her and came back to her the next day and she was nearby resting. After spending a little while there, she got up and moved off to the carcass. This was the moment I photographed her through the bushes. I love the feeling this gives of the secret nature of leopards.

**Image Code: 016/2020**



### **Crossing Movement**

Wildebeest cross the Mara River in the north of the Serengeti and the Maasai Mara in Kenya on the way to and from fresher pastures. This lot I photographed recently in the Kogatende area of the northern Serengeti. With a longer exposure (20th sec for camera nerds) and by panning with their movement you get this beautiful effect, which I feel adds to the drama and excitement.

**Image Code: 017/2020**



### Spotted Sunset

At the end of a day photographing in the north of the Serengeti we heard a rumour of a very chilled cheetah on some kopjes, we pootled over there and this was who we found. We were able to move the car around and get the silhouette shot which we all love. It's funny because it so easy to poo poo a shot as a cliché but actually when you are there and photographing it, and then looking at it afterwards, it is, actually stunning. I particularly love the way some of the very late sun has bled around and has highlighted his spots by his front legs.

**Image Code: 018/2020**



### **Water and Wildebeest**

At a river crossing this year in the northern Serengeti we saw thousands of wildebeest moving across the river. With a long exposure I am trying to express that chaotic splashing and fearful jumping. These wildebeest know that crossing the Mara River is dangerous. Whether from drowning or being attacked by a croc, it very definitely warrants a panic.

**Image Code: 019/2020**



### **A Migration Swarm**

Sometimes the air is without doubt the best place to try and see the scale of the great wildebeest migration. Over 2 million creatures, its utterly epic. Here you can see wildebeest and zebras, the two biggest participants in the migration. The others are mainly eland, Thomson gazelles and Grants gazelles. This view is from a plane flying over the central Serengeti.

**Image Code: 020/2020**



### **Dawn Chorus**

I was up and about early one morning in the Maasa Mara with guests, and we came across this lovely male lion sitting on a small mound. We were able to move around to get some shots of him in the morning light and then he stood up and moved and we all had this fabulous opportunity to photograph him silhouetted as he roared.

Spreading the word, this is my area, stay away.

**Image Code: 021/2020**





Image Code: 022A/2020



Image Code: 022B/2020



Image Code: 022C/2020



Image Code: 022D/2020

### Textures

Nature provides us so many beautiful images, textures are one of my favourites.

### Prices for Square Format Canvas


#### Size

12" x 12" (30cm x 30cm)  
 16" x 16" (40cm x 40cm)  
 22" x 22" (55cm x 55cm)  
 28" x 28" (70cm x 70cm)

#### Price

£140  
 £255  
 £315  
 £365

Prices above are based on buying an individual print but they go together so well as a collection of two or even better four. I can give you 10% off the total amount if you go for two and 20% off if you go for four.





### **Horns from the Air**

Anyone remember back in the day when aerial images were taken by photographers in choppers and planes? Well I do and I love this image of the wildebeest herd as I took it from a helicopter, it wasn't a drone. Some beautiful early morning light and some lovely movement. Taken in the western part of the southern Serengeti.

**Image Code: 023/2020**



### **It's A Thirsty Dazzle**

Yup, in case you didn't know, the collective noun, well one of them, is a 'dazzle of zebras'. So much fun. This dazzle is having a drink in the Seronera river in central Serengeti. What a line up.

**Image Code: 024/2020**



### Two Trees

Sunset one afternoon in the Lamai triangle in the north of the Serengeti and we had actually stopped to answer a call of nature, as one does, when we saw this small family of elephants on the horizon. They walked, the trees were there and the light was stunning. What a moment.

**Image Code: 025/2020**



### Move Softly

This cheetah was moving through the grass on a late afternoon in the Grumeti Reserve, on the edge of the Serengeti. The light was gentle, she was moving softly and so with the long exposure I created the movement. I love the pastel colours and the sharpness of her face.

**Image Code: 026A/2020**




### Move Fast

We all know cheetahs are the fastest land mammal, and here a youngster was mucking about with his brother in the north of the Serengeti. I had to use a slowish shutter speed to get the movement, but way faster than the previous image. This image is one of my all time favourites. I love the speed and movement in his legs.


**Image Code: 026B/2020**

**I think these two make a great pair, so I will give you 10% off the price of each one if you buy them as a pair, any sizes, prints or canvases.**



### Tonal Range

These are the sand dunes of Sossusvlei in Namibia. While hugely excited about going somewhere that is massively photographed, I was also a little nervous. How was I going to create an image which isn't exactly the same as everyone else's? Well, far be it from me to say that this is a unique image, but it isn't run of the mill; the tones of the light across the dunes and the black and white make it such a dramatic image, I love it.



**Why not try this as a triptych? Break this one image into three and hang it on the wall. It looks awesome.**

**If you go for the triptych, I will give you 20% off the three individual piece prices, if you see what I mean?  
Do email me for more info.**



### **Acacia Storm**

Well, this was indeed a 'perfect storm'. The Serengeti gets some fantastic weather and this rain shower, with the heavy clouds and right above an old acacia, was too good to be true, and obviously had to convert into a black and white for increased drama. This acacia is the middle of the Serengeti, near Makoma Hill in Seronera

**Image Code: 028/2020**



### **Magadi Sunrise**

We left our camp on Rongai in the Serengeti at 6.00am and scooted straight down to Lake Magadi, which is at the gateway to the Moru Kopjes. It's a small but very beautiful soda lake as you can see, with small trees around the edge providing the perfect composition element for our reflection sunrise.


**Image Code: 029/2020**





### Blue Mountain

This is another magnificent African mountain: Mount Kenya. Located in central Kenya it is very beautiful especially when seen from Laikipia, where this image is taken from.



**Why not try this as a triptych? Break this one image into three and hang it on the wall. It looks awesome.**

**If you go for the triptych, I will give you 20% off the three individual piece prices, if you see what I mean?  
Do email me for more info.**



### **Ruaha Riverine**

Flying over the Great Ruaha river, in Ruaha National Park in Tanzania, was a wonderful experience, especially as I was in a balloon. The light is so stunning in this image, and the river flowing away towards the hills provides a fabulous perspective. No drones here.

**Image Code: 031/2020**



### Serengeti Riverine

Ok, I know it's a little smaller river, more like a stream, but I love the fact that the two images work so well together. This is in the western part of the Serengeti and was taken from a small plane. The early morning light makes this image so vibrant.

**Image Code: 032/2020**



### Star Trails

Camping at the Mawenzi tarn is a wonderful experience. Mawenzi is the second highest peak on Mount Kilimanjaro in Tanzania. Here you see the peak with a long night time exposure to give the star trails

**Image Code: 033/2020**



### **Milky Acacia**

The Serengeti provides many wonders, but one of the things about being on safari anywhere is the huge skies and the mega starry nights. This image is an Umbrella acacia in the east of the Serengeti with the Milky Way in the night sky.

Wonderful.

**Image Code: 034/2020**



### The Bear Necessities

I know, it was way too obvious, but I couldn't help it.

Yes, this is a rather random image thrown into my Africa collection, but I love it. This young coastal brown bear in Alaska was hunting for salmon. But he was a hopeless hunter and was utterly surrounded by swarming fish. He popped his head up and I was able to catch the water droplets coming from his ears.

Come on, let's go to Alaska and photograph bears, they are awesome creatures.

**Image Code: 035/2020**

info@pauljhicks.com

# HOW TO ORDER

## PRINT FORMATS, SIZES AND PRICES

www.joynsonhicks.com

It's very simple. If you'd like to order one, two or many prints or canvases then either email Paul directly on: [info@pauljhicks.com](mailto:info@pauljhicks.com) or you can go online and do it all yourself at:

[www.joynsonhicks.com](http://www.joynsonhicks.com)

Other print sizes are available and all prints and canvases come with a Certificate of Authenticity.

PRINT ONLY	
Size	Price
16" x 12" (40cm x 30cm)	£145
22" x 16" (55cm x 40cm)	£215
28" x 18" (70cm x 50cm)	£275

We use genuine Canon Lucia pigment inks, which offer consistent high quality colour output and many decades of light fastness. The image is printed on 315gsm cotton etching rag from the Innova Editions range, which is smoothly textured like a quality watercolour paper.



22"x16" approx

MOUNTED AND FRAMED PRINT	
Size	Price
16" x 12" (40cm x 30cm)	£250
22" x 16" (55cm x 40cm)	£305
28" x 18" (70cm x 50cm)	£355

All the mounts are a neutral off-white colour and 5cm, and the sustainably sourced wooden frames are supplied with standard 2mm glass.

There are two frame options available, black ash or plain oak.



28"x18" approx

MOUNTED CANVAS (READY TO HANG)	
Size	Price
16" x 12" (40cm x 30cm)	£240
22" x 16" (55cm x 40cm)	£295
28" x 18" (70cm x 50cm)	£345
36" x 24" (91cm x 61cm)	£385
40" x 28" (101cm x 70cm)	£420

All our canvases are acrylic lacquered to protect the surface and enrich the colours, and the prices above are for 43mm deep canvases with mirrored edges, which give the impression of depth, mounted onto sustainably sourced wooden frames, ready to hang.



40"x28" approx



10% of all profits will be donated to the Serengeti De-Snaring Project.



# GLOBAL SAFARI ADVENTURES WITH PAUL

Paul is a passionate wildlife conservationist and enthusiast as well as being an award winning wildlife photographer and as a result is a spectacular person to go on safari with. This is his bread and butter; guiding you on safari, making sure that you are comfortable and safe, that your bags get on the plane, that you have your special tea in the morning and of course, that you get some awesome wildlife experiences and all the time showing you how to take the best photographs. Whether you are an expert with a huge lens and spending time doing digital image reviews or you just want someone fun to travel with and to show you how to take better photographs with your iPhone, Paul is your man.



You may be an experienced African traveller or you may be new to Africa, but Paul can guide you wherever you want to go. If it is a visit to the gorillas of Uganda, the extraordinary dunes of Sossusvlei in Namibia, outstanding wildlife experiences in Botswana, leopards in South Africa or of course closer to his home at least, the migration of the wildebeest or the Ngorongoro Crater. Whatever, wherever he will make sure that you are looked after, that you learn a massive amount about photography and of course that your passion for wildlife is hugely enhanced.

Last word on this; it's not only Africa that Paul travels. Why not have Paul take you to photograph the jaguars of the Pantanal in Brazil, the polar bears of Svalbard, tigers of India or perhaps the greedy salmon feeding brown bears of Alaska, the world is our oyster these days and we must remember that travelling supports massive communities whose livelihoods depend on it, which is why all Paul's travel partners offset carbon emissions for flights and we look at other ways we can support local communities to protect both the wildlife, the environment and of course the people who's lives depend on it.



If you would like to talk to Paul more about possible travel and don't worry, he's not the hard sell kind of chap, send him an email, no matter how 'prospective' and chat about it.

[info@pauljhicks.com](mailto:info@pauljhicks.com)

